



HB HYPERBUSS™ Family



More Power. More Data. More Control.

Amphenol Sine Systems' **HYPERBUSS™ Family of Bussed Receptacles** are an environmentally-sealed, multi-pin, heavy duty, plastic, circular or rectangular connector for use in applications where a common "bussed" electrical pathway is required, such as Bussed Feedback Receptacles used as a Splice Block or Tap Block. With an IP68 or IP69K rating (in mated condition), depending on Series, the HYPERBUSS™ Family of Bussed Receptacles contain either an integrated latch or an a quick-connect, circular, bayonet locking system to ensure proper mating to its respective Series plugs.

Buss: a conductor, or a group of conductors, used for collecting electric power from the incoming feeders and distributes them to the outgoing feeders; a type of electrical junction in which all the incoming and outgoing electrical current meets.

Available in the following receptacle options: HYPERBUSS™ AT, HYPERBUSS™ ATP, HYPERBUSS™ ATV, and DuraMate™ AHDP with HYPERBUSS™, each intermateable with their respective plug (AT Series™, ATP Series™, ATV Series™ and DuraMate™ AHDP Series plugs) and industry standard connectors.



HYPERBUSS™ AT: 2, 4, 6, 8, and 12 Position Receptacles

HYPERBUSS™ ATP: 6 Position Receptacles

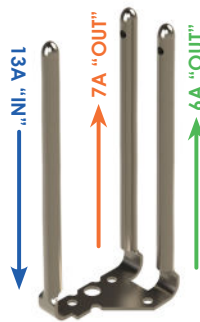
HYPERBUSS™ ATV: 18 Position Receptacles

DuraMate™ AHDP with HYPERBUSS™: Size 24, 16 Position Receptacles

Key Features

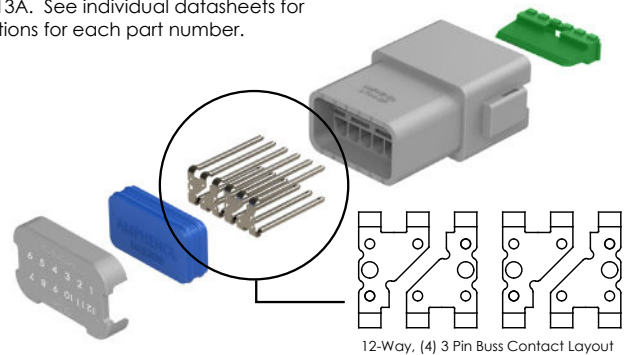
- Sealed Intergrated Bussed Feedback Assembly
- Rectangular or circular thermoplastic housings
- Integrated latch or quick-connect, circular, bayonet locking systems
- Bussed receptacles are intermateable with respective Series plugs (AT, ATM, ATV and DuraMate AHDP)
- IP68 or IP69K Rated (in mated condition), depending on Series

Applications: Heavy Duty, Transportation, Marine, Diagnostic, Military, Alternative Energy and Agricultural



EXAMPLE

Maximum rated current is determined by the combined current across the entire buss. In the 13A example below, various combinations of current can be achieved, but must be limited to a maximum of 13A. See individual datasheets for exact specifications for each part number.



Standard products. Custom solutions
Customer Service +1 800 394 7732





HB HYPERBUSS™ AT



HYPERBUSS™ AT Bussed Receptacles

Available in 2, 4, 6, 8 and 12 position

Amphenol Sine Systems' **HYPERBUSS™ AT Bussed Receptacles** are an environmentally-sealed, multi-pin, heavy duty, plastic, rectangular connector for use in applications where a common "bussed" electrical pathway is required, such as Bussed Feedback Receptacles used as a Splice Block or Tap Block. IP68 rated (in mated condition), the HYPERBUSS™ AT Bussed Receptacles contain an integrated latch to ensure proper mating with standard AT Series™ plugs, as well as industry standard connectors.

Buss: a conductor, or a group of conductors, used for collecting electric power from the incoming feeders and distributes them to the outgoing feeders; a type of electrical junction in which all the incoming and outgoing electrical current meets.

Key Features

- Size 16 contacts
- Sealed Intergrated Bussed Feedback Assembly
- IP68 Rated (in mated condition)
- Included wedgelock confirms contact alignment/retention
- Integrated latch for mating
- Intermateable with standard AT Series™ Plugs



Applications: Heavy Duty, Transportation, Marine, Diagnostic, Military, Alternative Energy and Agricultural applications

HYPERBUSS™ AT - Specifications (Ref Individual Datasheets)

IP Rating (in mated condition)	IP68
Contact Size	16
Max. Current (Amperage)	13A Each
Operating Temperature	-55°C to +125°C
Coupling System	Integrated Latch
Housing Body	Thermoplastic
Contact Types	Machined


Contact Material	Copper Alloy, Nickel Plated
Bracket	Copper Alloy, Nickel Plated
Sleeves	Aluminum, Black Anodized
Min. Mating Cycles	>100
RoHS Compliant	ALL materials meet the requirements of the European Directive. (See website for documentation)
Approvals	UL ECBT2, UL ECBT8



Standard products. Custom solutions
Customer Service +1 800 394 7732

HYPERBUSSTM AT Series - 2-12 Position Bussed Receptacles [For intermateable AT Series plugs \(AT06-\), refer to our website](#)

Image	Pin Layout	Part Number	Description	Contact Size	Amperage
	 -P060	AT04-2P-P060	2 Pos, Receptacle, Size 16 Contacts, (1) 2 Pin, Nickel, HYPERBUSSTM AT, Black Body	16	13A (13A Total)
	 -EP13 / -P021	AT04-4P-EP13 AT04-4P-P021	4 Pos, Receptacle, Size 16 Contacts, (1) 4 Pin, Nickel, HYPERBUSSTM AT, Black Body 4 Pos, Receptacle, Size 16 Contacts, (1) 4 Pin, Nickel, HYPERBUSSTM AT, Grey Body	16	13A (26A Total) 13A (26A Total)
	 -EP13 / -P021	AT04-6P-EP13	6 Pos, Receptacle, Size 16 Contacts, (1) 6 Pin, Nickel, HYPERBUSSTM AT, Black Body	16	13A (39A Total)
	 -EP14	AT04-6P-P021	6 Pos, Receptacle, Size 16 Contacts, (1) 6 Pin, Nickel, HYPERBUSSTM AT, Grey Body	16	13A (39A Total)
		AT04-6P-EP14	6 Pos, Receptacle, Size 16 Contacts, (2) 3 Pin, Nickel, HYPERBUSSTM AT, Black Body	16	13A (13A Total)
	 -P021 -P026 -P028	AT04-08PA-P021 AT04-08PB-P021 AT04-08PA-P026 AT04-08PB-P026 AT04-08PA-P028 AT04-08PB-P028	8 Pos, Receptacle, Size 16 Contacts, (1) 8 Pin, Nickel, HYPERBUSSTM AT, Grey Body 8 Pos, Receptacle, Size 16 Contacts, (1) 8 Pin, Nickel, HYPERBUSSTM AT, Keyed B, Black Body 8 Pos, Receptacle, Size 16 Contacts, (2) 4 Pin, Nickel, HYPERBUSSTM AT, Keyed A, Grey Body 8 Pos, Receptacle, Size 16 Contacts, (2) 4 Pin, Nickel, HYPERBUSSTM AT, Keyed B, Black Body 8 Pos, Receptacle, Size 16 Contacts, (1) 3 Pin, (1) 5 Pin, Nickel, HYPERBUSSTM AT, Keyed A, Grey Body 8 Pos, Receptacle, Size 16 Contacts, (1) 3 Pin, (1) 5 Pin, Nickel, HYPERBUSSTM AT, Keyed B, Black Body	16	13A (52A Total) 13A (52A Total) 13A (26A Total) 13A (26A Total) 13A (39A Total) 13A (39A Total)
	 -P016 / -P021	AT04-12PA-P016 AT04-12PB-P016 AT04-12PA-P021 AT04-12PB-P021	12 Pos, Receptacle, Size 16 Contacts, (1) 12 Pin, Gold, HYPERBUSSTM AT, Keyed A, Grey Body 12 Pos, Receptacle, Size 16 Contacts, (1) 12 Pin, Gold, HYPERBUSSTM AT, Keyed B, Black Body 12 Pos, Receptacle, Size 16 Contacts, (1) 12 Pin, Nickel, HYPERBUSSTM AT, Keyed A, Grey Body 12 Pos, Receptacle, Size 16 Contacts, (1) 12 Pin, Nickel, HYPERBUSSTM AT, Keyed B, Black Body	16	13A (78A Total) 13A (78A Total) 13A (78A Total) 13A (78A Total)
	 -P026 / -P027	AT04-12PA-P026 AT04-12PB-P026 AT04-12PB-P027	12 Pos, Receptacle, Size 16 Contacts, (2) 6 Pin, Nickel, HYPERBUSSTM AT, Keyed A, Grey Body 12 Pos, Receptacle, Size 16 Contacts, (2) 6 Pin, Nickel, HYPERBUSSTM AT, Keyed B, Black Body 12 Pos, Receptacle, Size 16 Contacts, (2) 6 Pin, Gold, HYPERBUSSTM AT, Keyed B, Black Body	16	13A (39A Total) 13A (39A Total) 13A (39A Total)
	 -P030 / -P031	AT04-12PA-P030 AT04-12PB-P030 AT04-12PA-P031 AT04-12PB-P031	12 Pos, Receptacle, Size 16 Contacts, (4) 3 Pin, Nickel, HYPERBUSSTM AT, Keyed A, Grey Body 12 Pos, Receptacle, Size 16 Contacts, (4) 3 Pin, Nickel, HYPERBUSSTM AT, Keyed B, Black Body 12 Pos, Receptacle, Size 16 Contacts, (4) 3 Pin, Gold, HYPERBUSSTM AT, Keyed A, Grey Body 12 Pos, Receptacle, Size 16 Contacts, (4) 3 Pin, Gold, HYPERBUSSTM AT, Keyed B, Black Body	16	13A (13A Total) 13A (13A Total) 13A (13A Total) 13A (13A Total)
	 -P075	AT04-12PA-P075	12 Pos, Receptacle, Size 16 Contacts, (3) 4 Pin, Nickel, HYPERBUSSTM AT, Keyed A, Grey Body	16	13A (26A Total)



HB HYPERBUSS™ ATP



HYPERBUSS™ ATP Bussed Receptacles

Available in 6 position

Amphenol Sine Systems' **HYPERBUSS™ ATP Bussed Receptacles** are an environmentally-sealed, multi-pin, heavy duty, plastic, rectangular connector for use in applications where a common "bussed" electrical pathway is required, such as Bussed Feedback Receptacles used as a Splice Block or Tap Block. With an IP68 rating (in mated condition), the HYPERBUSS™ ATP Bussed Receptacles contain an integrated latch to ensure proper mating with standard ATP Series™ plugs, as well as industry standard connectors.

Buss: a conductor, or a group of conductors, used for collecting electric power from the incoming feeders and distributes them to the outgoing feeders; a type of electrical junction in which all the incoming and outgoing electrical current meets.

Key Features

- Size 12 contacts
- Available Keyed A Buss (Grey) or Keyed B Buss (Black)
- Sealed Integrated Bussed Feedback Assembly
- IP68 Rated (in mated condition)
- Included wedgelock confirms contact alignment/retention
- Integrated latch for mating
- Intermateable with standard ATP Series™ Plugs



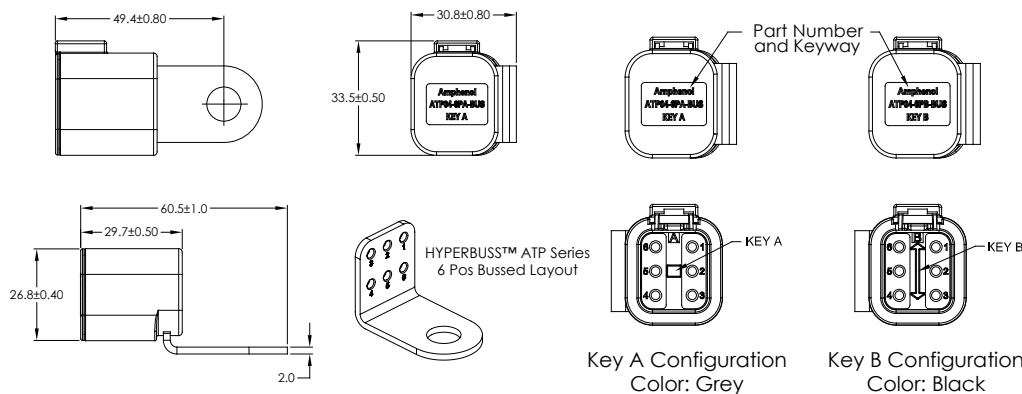
Applications: Heavy Duty, Transportation, Marine, Diagnostic, Military, Alternative Energy and Agricultural applications

HYPERBUSS™ ATP - Specifications (Reference Individual Datasheets)

IP Rating (in mated condition)	IP68
Contact Size	12
Max. Current (Amperage)	25A Each (150A Max)
Operating Temperature	-55°C to +125°C
Coupling System	Integrated Latch
Housing Body	Thermoplastic
Contact Types	Machined



Contact Material	Copper Alloy, Nickel Plated
Bracket	Copper Alloy, Nickel Plated
Sleeves	Aluminum, Black Anodized
Min. Mating Cycles	>100
RoHS Compliant	ALL materials meet the requirements of the European Directive. (See website for documentation)
Pending Approvals	UL ECBT2, UL ECBT8

HYPERBUSS™ ATP - 6 Position Bussed Receptacle Dimensions (mm)




Standard products. Custom solutions
Customer Service +1 800 394 7732

HYPERBUSSTM ATP Series - 6 Position Bussed Receptacles [For interchangeable ATP Series plugs \(ATP06-\), refer to our website](#)

Image	Pin Layout/Image	Part Number	Description	Contact Size	Amperage
		ATP04-6PA-BUS	6 Position, Receptacle, Size 12 Contacts, (1) 6 Pin, HYPERBUSSTM ATP, Keyed A, Grey Body	12	25A (150A Total)
		ATP04-6PB-BUS	6 Position, Receptacle, Size 12 Contacts, (1) 6 Pin, HYPERBUSSTM ATP, Keyed B, Black Body	12	25A (150A Total)

HYPERBUSSTM ATP SeriesTM - 6 Position Accessory

Image	Part Number	Description	Contact Size	Amperage
	ATP04-6PX-TYD	6 Position, Receptacle Tie Down, HYPERBUSSTM ATP, Gray Body For use with HYPERBUSSTM ATP Receptacle: ATP04-6PA/B-BUS	-	-



HB HYPERBUSS™ ATV



HYPERBUSS™ ATV Bussed Receptacles

Available in 18 position

Amphenol Sine Systems' **HYPERBUSS™ ATV Bussed Receptacles** are an environmentally-sealed, multi-pin, heavy duty, plastic, rectangular connector for use in applications where a common "bussed" electrical pathway is required, such as Bussed Feedback Receptacles used as a Splice Block or Tap Block. IP68 rated (in mated condition), the HYPERBUSS™ ATV Bussed Receptacles contain an integrated latch to ensure proper mating with standard ATV Series™ plugs, as well as industry standard connectors.

Buss: a conductor, or a group of conductors, used for collecting electric power from the incoming feeders and distributes them to the outgoing feeders; a type of electrical junction in which all the incoming and outgoing electrical current meets.

Key Features

- Size 16 contacts
- Available Keyed A Buss (Grey) or Keyed B Buss (Black)
- Sealed Intergrated Bussed Feedback Assembly
- IP68 Rated (in mated condition)
- Included wedgelock confirms contact alignment/retention
- Integrated latch for mating
- Intermateable with standard ATV Series™ Plugs



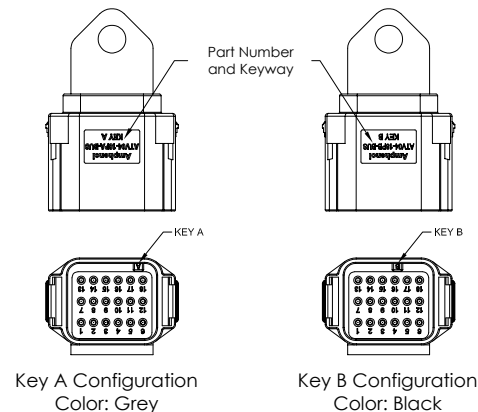
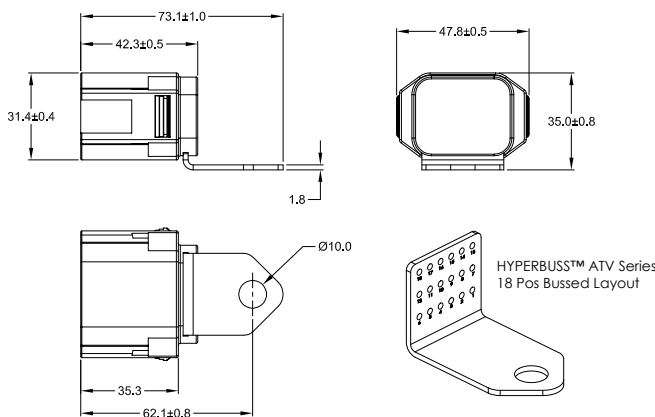
Applications: Heavy Duty, Transportation, Marine, Diagnostic, Military, Alternative Energy and Agricultural applications

HYPERBUSS™ ATV Series - Specifications (Reference Individual Datasheets)

IP Rating (in mated condition)	IP68
Contact Size	16
Max. Current (Amperage)	13A Each (234A Max)
Operating Temperature	-55°C to +125°C
Coupling System	Integrated Latch
Housing Body	Thermoplastic
Contact Types	Machined



Contact Material	Copper Alloy, Nickel Plated
Bracket	Copper Alloy, Nickel Plated
Sleeves	Aluminum, Black Anodized
Min. Mating Cycles	>100
RoHS Compliant	ALL materials meet the requirements of the European Directive. (See website for documentation)
Approvals	UL ECBT2, UL ECBT8

HYPERBUSS™ ATV Series - 18 Position Bussed Receptacle Dimensions (mm)





Standard products. Custom solutions
Customer Service +1 800 394 7732


HYPERBUS™ ATV Series - 18 Position Bussed Receptacles [For intermateable ATV Series plugs \(ATV06-\), refer to our website](#)

Image	Pin Layout/Image	Part Number	Description	Contact Size	Amperage
		ATV04-18PA-BUS	18 Position, Receptacle, Size 16 Contacts, (1) 18 Pin, HYPERBUS™ ATV, Key A, Grey Body	16	13A (230A Total)
		ATV04-18PB-BUS	18 Position, Receptacle, Size 16 Contacts, (1) 18 Pin, HYPERBUS™ ATV, Key B, Black Body	16	13A (230A Total)

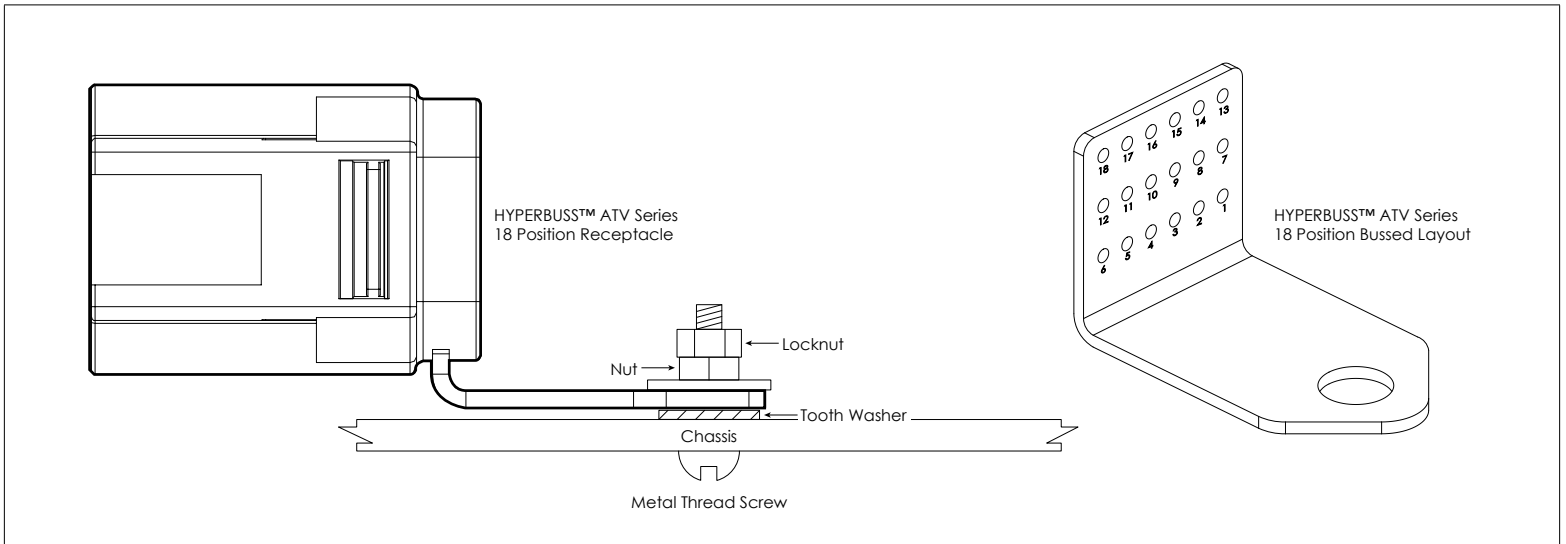
HYPERBUS™ ATV Series - 18 Position Bussed Receptacle Kits

Image	Part Number	Description	Contact Size	Amperage
	ATV46-18PSA-BUSCKIT	KIT: 18 Position, HYPERBUS™ ATV Series, Keyed A Contains: (1) 18 Position, Receptacle, HYPERBUS™ ATV, Key A, Grey Body Contains: (1) 18 Position, Plug, ATV Series™, Key A, Grey Body	16	13A (230A Total)
	ATV46-18PSB-BUSCKIT	KIT: 18 Position, HYPERBUS™ ATV Series, Keyed B Contains: (1) 18 Position, Receptacle, HYPERBUS™ ATV, Key B, Black Body Contains: (1) 18 Position, Plug, ATV Series™, Key B, Black Body	16	13A (230A Total)

HYPERBUS™ ATV Series - Sample Architecture: Plug and Play Battery GROUND/Battery POWER Buss System



HYPERBUS™ ATV Series - Sample Architecture: Plug and Play Chassis GROUND Buss System





DM DuraMate™ AHDP with HYPERBUSS™



DuraMate™ AHDP Bussed Receptacles

Available in 16 position

Amphenol Sine Systems' **DuraMate™ AHDP with HYPERBUSS™ Bussed Receptacles** are an environmentally-sealed, multi-pin, heavy duty, plastic, circular connector for use in applications where a common "bussed" electrical pathway is required, such as Bussed Feedback Receptacles used as a Splice Block or Tap Block. IP68 and IP69K rated (in mated condition), the DuraMate™ AHDP with HYPERBUSS™ Bussed Receptacles contain an economical, quick-connect, circular, bayonet locking system to ensure proper mating with standard DuraMate™ AHDP plugs, as well as industry standard connectors,

Buss: a conductor, or a group of conductors, used for collecting electric power from the incoming feeders and distributes them to the outgoing feeders; a type of electrical junction in which all the incoming and outgoing electrical current meets.

Key Features

- Includes Bolt, Nut and Washers
- Available in Power (Red) or Ground (Black)
- Sealed (potted) Intergrated Bussed Feedback Assembly
- IP68 and IP69K rated (in mated condition)
- Quick-connect, circular, bayonet coupling system
- Intermateable with standard DuraMate™ AHDP plugs

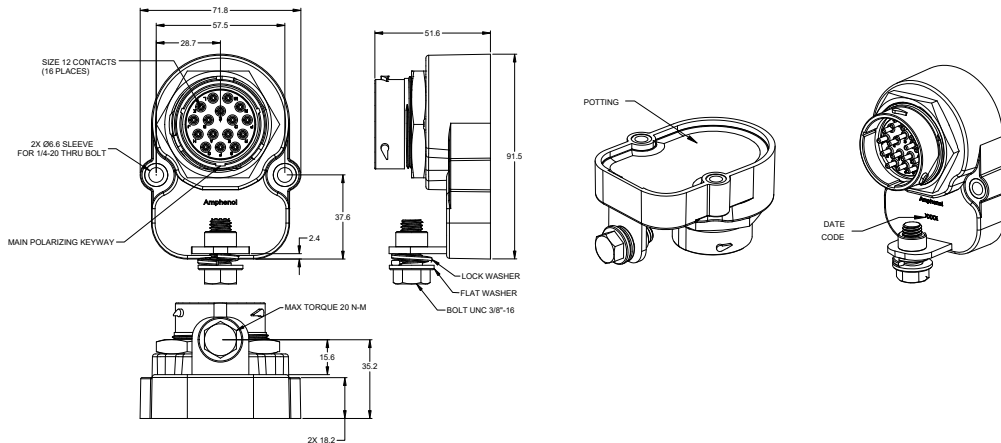


Applications: Heavy Duty, Transportation, Marine, Military, Alternative Energy, Agricultural and other interconnect

DuraMate™ AHDP with HYPERBUSS™ - Specifications (Ref Individual Datasheets)



IP Rating (in mated condition)	IP68 and IP69K	Contact Material	Copper Alloy, Nickel Plated
Contact Size	12	Bracket	Copper Alloy, Nickel Plated
Max. Current (Amperage)	25A Each (400A Max)	Sleeves	Aluminum, Black Anodized
Operating Temperature	-55°C to +125°C	Min. Mating Cycles	>100
Coupling System	Quick-Connect, Circular Bayonet	RoHS Compliant	ALL materials meet the requirements of the European Directive. (See website for documentation)
Housing Body	Thermoplastic	Approvals	-
Contact Types	Machined		

DuraMate™ AHDP with HYPERBUSS™ - 16 Position Bussed Receptacle Dimensions (mm)



Standard products. Custom solutions
Customer Service +1 800 394 7732

DuraMate™ AHDP with HYPERBUSS™ - 16 Position Bussed Receptacles [For intermateable DuraMate™ AHDP Series plugs \(AHDP06-\), refer to our website](#)

Image	Pin Layout/Image	Part Number	Description	Contact Size	Amperage
		AHDPH04-24-16P-BLK-CN	Shell Size 24, 16 Position, Receptacle, Size 12 Contacts, (1) 16 Pin (400A), DuraMate™ AHDP with HYPERBUSS™, Plastic, Potted, Black Body (Includes bolt, nut and washers)	12	25A (400A Max)
		AHDPH04-24-16P-RED-CN	Shell Size 24, 16 Position, Receptacle, Size 12 Contacts, (1) 16 Pin (400A), DuraMate™ AHDP with HYPERBUSS™, Plastic, Potted, Red Body (Includes bolt, nut and washers)	12	25A (400A Max)