

























Amphenol  
**ANYTEK**











# Conductive<sup>®</sup> Bracket



**INDUSTRIAL@AMPHENOL**  
TRUSTED GLOBALLY

Product Model	AMT23001	AMT23003	AMT43015DB	AMT43026
Picture				
Part Number	AMT0230001TH0000G	AMT0230003TH0000G	AMT0430015DB0000G	AMT0430026TH0000G
Current(A)	35A	35A	40A	35A
Screw Type	M3	M3	M3	M3
Torque	5 lbf.in	5 lbf.in	10 lbf.in	5 lbf.in
Material	Copper Alloy Terminal Part	Copper Alloy Terminal Part	Copper Alloy Terminal Part+Steel Nut	Copper Alloy Terminal Part
Plating	Matte Tin	Matte Tin	Matte Tin	Matte Tin
Pin out	2 PIN	2 PIN	4 PIN	4 PIN
Mount Type	DIP	DIP	DIP	DIP
Product Model	AMT44005	AMT44005DB	AMT44007DB	AMT44008
Picture				
Part Number	AMT0440005TH0000G	AMT0440005DB0000G	AMT0440007DB0000G	AMT0440008TH0000G
Current(A)	80A	80A	35A	80A
Screw Type	M4	M4	M4	M4
Torque	10 lbf.in	13 lbf.in	13 lbf.in	10 lbf.in
Material	Copper Alloy Terminal Part	Copper Alloy Terminal Part+Steel Nut	Copper Alloy Terminal Part+Steel Nut	Copper Alloy Terminal Part
Plating	Matte Tin	Matte Tin	Matte Tin	Matte Tin
Pin out	4 PIN	4 PIN	4 PIN	4 PIN
Mount Type	DIP	DIP	DIP	DIP
Product Model	AMT44008DB	AMT44012DB	AMT44020DB	AMT44029DB
Picture				
Part Number	AMT0440008DB0000G	AMT0440012DB0000G	AMT0440020DB0000G	AMT0440029DB0000G
Current(A)	80A	40A	40A	80A
Screw Type	M4	M4	M4	M4
Torque	13 lbf.in	13 lbf.in	13 lbf.in	13 lbf.in
Material	Copper Alloy Terminal Part+Steel Nut	Copper Alloy Terminal Part+Steel Nut	Copper Alloy Terminal Part+Steel Nut	Copper Alloy Terminal Part+Steel Nut
Plating	Matte Tin	Matte Tin	Matte Tin	Matte Tin
Pin out	4 PIN	4 PIN	4 PIN	4 PIN
Mount Type	DIP	DIP	DIP	DIP

Product Model	AMT44049DB	AMT44051DB	AMT44066	AMT44080DB
Picture				
Part Number	AMT0440049DB0000G	AMT0440051DB0000G	AMT0440066TH0000G	AMT0440080DB0000G
Current(A)	30A	35A	80A	50A
Screw Type	M4	M4	M4	M4
Torque	13 lbf.in	10 lbf.in	10 lbf.in	13 lbf.in
Material	Copper Alloy Terminal Part+Steel Nut	Copper Alloy Terminal Part+Steel Nut	Copper Alloy Terminal Part	Copper Alloy Terminal Part+Steel Nut
Plating	Matte Tin	Matte Tin	Matte Tin	Matte Tin
Pin out	4 PIN	4 PIN	4 PIN	4 PIN
Mount Type	DIP	DIP	DIP	DIP
Product Model	AMT45001	AMT45001DB	AMT45003DB	AMT45017DB
Picture				
Part Number	AMT0450001TH0000G	AMT0450001DB0000G	AMT0450003DB0000G	AMT0450017DB0000G
Current(A)	70A	70A	150A	100A
Screw Type	M5	M5	M5	M5
Torque	15 lbf.in	15 lbf.in	15 lbf.in	15 lbf.in
Material	Copper Alloy Terminal Part	Copper Alloy Terminal Part+Steel Nut	Copper Alloy Terminal Part+Steel Nut	Copper Alloy Terminal Part+Steel Nut
Plating	Matte Tin	Matte Tin	Matte Tin	Matte Tin
Pin out	4 PIN	4 PIN	4 PIN	4 PIN
Mount Type	DIP	DIP	DIP	DIP
Product Model	AMT45026DB	AMT45028DB	AMT45032DB	AMT46001DB
Picture				
Part Number	AMT0450026DB0000G	AMT0450028DB0000G	AMT0450032DB0000G	AMT0460001DB0000G
Current(A)	80A	80A	120A	120A
Screw Type	M5	M5	M5	M6
Torque	15 lbf.in	15 lbf.in	15 lbf.in	20 lbf.in
Material	Copper Alloy Terminal Part+Steel Nut	Copper Alloy Terminal Part+Steel Nut	Copper Alloy Terminal Part+Steel Nut	Copper Alloy Terminal Part+Steel Nut
Plating	Matte Tin	Matte Tin	Matte Tin	Matte Tin
Pin out	4 PIN	4 PIN	4 PIN	4 PIN
Mount Type	DIP	DIP	DIP	DIP

Product Model	AMT46009DB	AMT64001	AMT64002	AMT65001
Picture				
Part Number	AMT0460009DB0000G	AMT0640001TH0000G	AMT0640002TH0000G	AMT0650001TH0000G
Current(A)	120A	135A	135A	90A
Screw Type	M6	M4	M4	M5
Torque	18 lbf.in	15 lbf.in	15 lbf.in	18 lbf.in
Material	Copper Alloy Terminal Part+Steel Nut	Copper Alloy Terminal Part	Copper Alloy Terminal Part	Copper Alloy Terminal Part
Plating	Matte Tin	Matte Tin	Matte Tin	Matte Tin
Pin out	4 PIN	6 PIN	6 PIN	6 PIN
Mount Type	DIP	DIP	DIP	DIP
Product Model	AMT65002	AMT65002DB	AMT65009DB	AMT66007DB
Picture				
Part Number	AMT0650002TH0000G	AMT0650002DB0000G	AMT0650009DB0000G	AMT0660007DB0000G
Current(A)	90A	90A	180A	115A
Screw Type	M5	M5	M5	M6
Torque	18 lbf.in	15 lbf.in	18 lbf.in	20 lbf.in
Material	Copper Alloy Terminal Part	Copper Alloy Terminal Part+Steel Nut	Copper Alloy Terminal Part+Steel Nut	Copper Alloy Terminal Part+Steel Nut
Plating	Matte Tin	Matte Tin	Matte Tin	Matte Tin
Pin out	6 PIN	6 PIN	6 PIN	6 PIN
Mount Type	DIP	DIP	DIP	DIP
Product Model	AMT68001DB	AMT86001A		
Picture				
Part Number	AMT0680001DB0000G	AMT0860001TA0000G		
Current(A)	70A	200A		
Screw Type	M8	M6		
Torque	40 lbf.in	30 lbf.in		
Material	Copper Alloy Terminal Part+Steel Nut	Red copper Terminal Part		
Plating	Matte Tin	Matte Tin		
Pin out	6 PIN	8 PIN		
Mount Type	DIP	DIP		